

Conexus digital banking platform

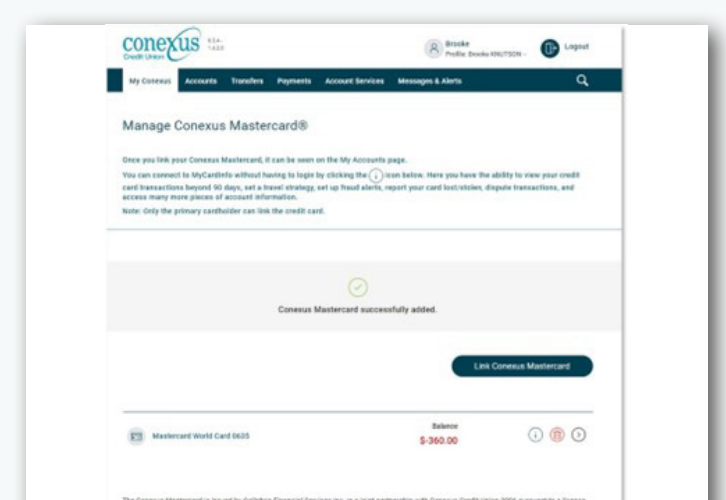
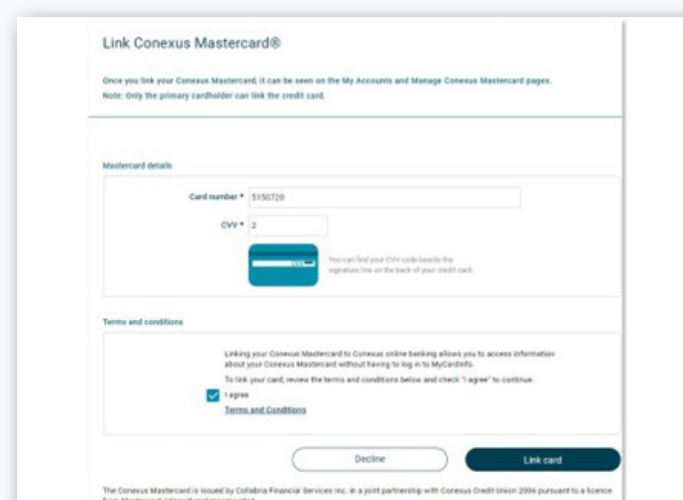
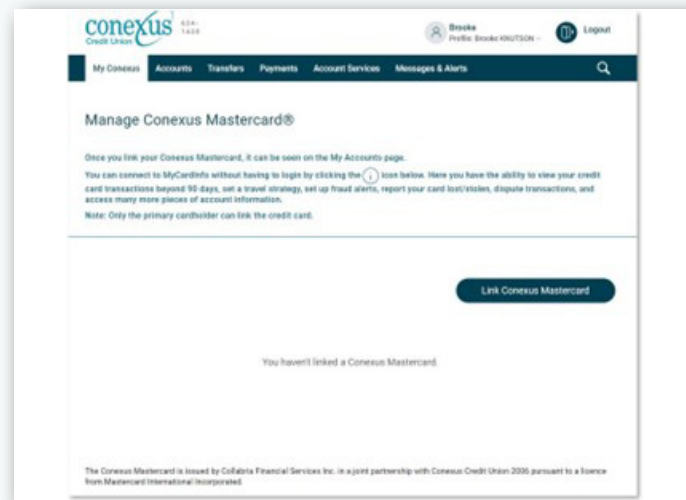
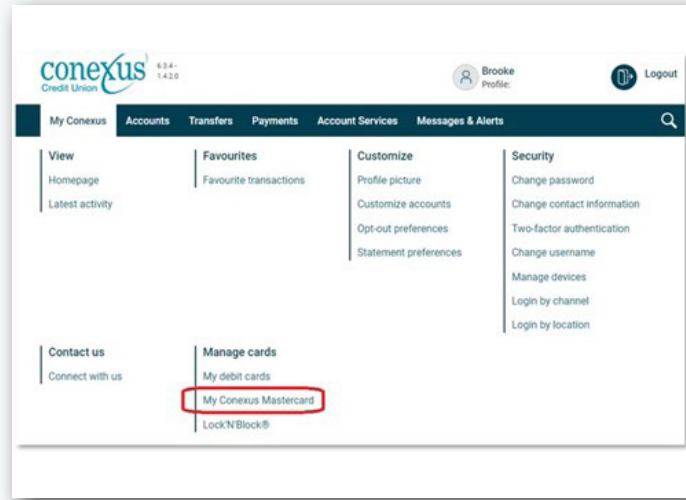
Mastercard linking

With Conexus Mastercard linking, you can now add your credit card to your personal account using the digital banking platform, giving you a comprehensive view of your financial journey. Now, managing your finances is easier than ever.

Have questions? We have answers!

How to add your Conexus Mastercard

1. Navigate to My Conexus Mastercard under Manage cards on the main My Conexus menu
2. Click link Conexus Mastercard
3. Enter your card number and CVV (on the back of your card)
4. If there's nothing preventing the card from being added, you'll receive a success message.



Add your Conexus Mastercard from the My Accounts Page

1. Click the + Add Conexus Mastercard button at the bottom of the page under Conexus Mastercard
2. Enter card number and CVV (on the back of your card)
3. If there is nothing preventing the card from being added, you'll receive a success message.

